

DOTA PET-CT (Positron Emission Tomography and Computed Tomography) scan has been arranged for you. Ga-68 DOTATATE/ DOTATOC is a radiotracer used in positron emission tomography (PET) imaging, primarily for detecting and assessing neuroendocrine tumors (NETs).

Medical History

- If patients who are receiving octreotide injection therapy, the examination should be scheduled as follow:
 - For long-acting (Sandostatin or Somatuline): 4 to 6 weeks from last injection.
 - For short-acting (Sandostatin): at least 12 hours after last injection.
- If contrast media is requested, those who are suffering from diabetes or renal disease are required to provide Serum Creatinine within the last 3 months.
- If you have any adverse reaction to contrast media please inform your doctor and our staff.
- Please bring along the latest PET-CT report, as well as other related medical reports, including blood test, images, and reports, for reference.

For Female Patient Only

- The radiation (especially for high dose) may potentially lead to fetal malformation and / or miscarriage in early pregnancy. Female aged between 10 to 60 years old (excluding those with previous hysterectomy) are required to have the consent form signed before examination.

Preparation for the Exam

- Please arrive on time. The radiotracer for procedure has a short half-life and is ordered on an individual basis.
- If you need to reschedule or cancel your appointment, please inform us on or before 12:00 noon, 2 working days for the exam in advance, otherwise the deposit paid for the ordered radiotracer will not be refunded.

Diet & Activities

- No barium studies within 10 days prior to the examination.
- Please stop taking Chinese medicines 3 days before the examination, including health products containing Ganoderma lucidum (Lingzhi) and Coriolus versicolor (Yunzhi).

Attire

- Wear loose, comfortable clothing and avoid zippers, metal buttons or accessories.
- We provide examination gowns for you, if necessary.

For diabetic patients





- Please inform our staff if you are diabetic patients.
- Please stop taking your diabetes medication during fasting period and bring it with you. After the examination, resume your normal diet and diabetes medication.
- For diabetic patients on Metformin containing drugs and having renal disease/ impaired renal disease (eGFR <30mL/min/1.73m²) or suffering from acute renal failure, Metformin containing drugs should be withheld for 48 hours after IV contrast medium administration. Metformin should only be resumed after confirming normal renal function by blood test. Seek advice from the referral doctor.

Procedure

- If you have suspicion of pregnancy, breastfeeding or claustrophobia please inform your doctor and our staff 2 working days before the appointment for the possibility to postpone the examination. If necessary, we will conduct a urine pregnancy test for you.
- The whole procedure takes about 2 to 3 hours and includes the following steps:
 - We will obtain your medical history.

ASSURE MEDICAL LIMITED

香港九龍尖沙咀亞士厘道 21 號 2 樓 2/F, 21 Ashley, No. 21 Ashley Road, Tsim Sha Tsui, Kowloon, Hong Kong

 +852 3859 3900  +852 3565 1845  info@assuremedical.com.hk  www.assuremedical.com.hk

- We will explain the risks associated with contrast injection, and informed consent will be obtained.
- Intravenous injection catheter set up for required pharmaceutical injection.
- You will be asked to rest calmly for 1 hour during uptake phase after administration.
- Imaging part takes 20-30 minutes. A delayed imaging may be performed as indicated.
- Take at least 10 minutes rest after scanning and ensure without any discomfort before leaving.
- The Centre will charge for the medications and laboratory tests related to the scan.

After the examination

- Resume normal diet and encourage water intake after the examination. There is no activity restriction after leaving.
- Please sit on the toilet for urination to avoid spillage on the floor, close the lid and flush the toilet twice.
- Please avoid prolonged and close contact with pregnant women and children under 12 years old on the day of scanning.

Remarks

- If black rainstorm warning, typhoon signal No. 8 or higher, or extreme condition is in force, the examination will be postponed. We will contact you during office hours for arrangement.

Disclaimer





- This leaflet only provides basic information about the procedure and lists the common risks or complications. The mentioned risks or complications that may occur are not exhaustive and may vary with different patient's condition. For more information or individual enquiries, please contact your doctor.

Reference: ACR 2024 Manual on Contrast Media, ACR committee on Drugs and Contrast Media



ASSURE MEDICAL LIMITED

香港九龍尖沙咀亞士厘道 21 號 2 樓 2/F, 21 Ashley, No. 21 Ashley Road, Tsim Sha Tsui, Kowloon, Hong Kong

 +852 3859 3900  +852 3565 1845  info@assuremedical.com.hk  www.assuremedical.com.hk