

A Computed Tomography (CT) examination has been arranged for you.

Computed Tomography (CT) makes use of high energy X Ray with advanced computer reformat technology to create cross-sectional images. It demonstrates details of the human body and organs to provide diagnostic information for suspected pathology.

Medical History

- If contrast media is requested, patients suffering from diabetes or renal disease are required to provide Serum Creatinine within the last 3 months.
- If you have any adverse reaction to contrast media please inform your doctor and our staff.
- Please bring along related medical reports, including blood tests, images and reports for reference.

For Female Patient Only

- The radiation (especially for high dose) may potentially lead to fetal malformation and / or miscarriage in early pregnancy. Female aged between 10 to 60 years old (excluding those with previous hysterectomy) are required to have the consent form signed before examination.

For CT coronary angiogram

- Continue beta-blocker and anti-hypertensive medication or follow doctor's order.
- Atrial fibrillation or irregular heart rate may result in non-diagnostic coronary scan.
- Do not drink coffee or caffeine containing product, anti-flu medicine, Viagra or other aphrodisiac drugs 24 hours before examination
- Doctors may prescribe medication (Nitroglycerin, TNG or Betaloc) which can enhance the image quality of cardiac CT scan and reduce irradiation dose.

Preparation for the Exam

- Please arrive on time.
- If you need to reschedule or cancel your appointment, please inform us during service hours 1 working day before the examination.
- Patients younger than 18 should be accompanied by their parents /legal guardian. The consent form should be signed by their parents / legal guardian.

Diet & Activities

- Upper abdomen: Fast for 4 hours before examination.
- Whole abdomen: Fast for 4 hours before examination, drink plenty of water for full urinary bladder.
- Urogram / Lower Abdomen / Pelvis: Drink plenty of water for full urinary bladder.
- You may take your regular medication as usual, unless otherwise being instructed.

Attire

- Wear loose, comfortable clothing and avoid zippers, metal buttons or accessories.
- We provide examination gowns for you, if necessary.

For diabetic patients

- Please inform our staff if you are diabetic patients.
- Please stop taking your diabetes medications during fasting period but bring them with you. After the examination, you may resume your normal diet and diabetes medications.

- For diabetic patients on Metformin containing drugs and having renal disease/ impaired renal function (eGFR <30mL/min/1.73m²) or suffering from acute renal failure, Metformin containing drugs should be withheld for 48 hours after IV contrast medium administration. Metformin should only be resumed after confirming normal renal function by blood test. Seek advice from the referral doctor.

Procedure

- If you have suspicion of pregnancy, please inform your doctor and our staff before the examination. If necessary, we will conduct a urine pregnancy test for you.
- The whole procedure includes the following steps:
 - We will obtain your medical history.
 - We will explain the risks associated with contrast injection, and informed consent will be obtained.
 - Intravenous injection catheter set up for required pharmaceutical injection.
 - Take at least 10 minutes rest after scanning and ensure without any discomfort before leaving.
- The Centre will charge for the medications and laboratory tests related to the scan.
- Resume normal diet and encourage water intake after the examination. There is no activity restriction after leaving.


Remarks

- If black rainstorm warning, typhoon signal No. 8 or higher, or extreme condition is in force, the examination will be postponed. We will contact you during office hours for arrangement.

Disclaimer





- This leaflet only provides basic information about the procedure and lists the common risks or complications. The mentioned risks or complications that may occur are not exhaustive and may vary with different patient's condition. For more information or individual enquiries, please contact your doctor.

Reference: ACR 2024 Manual on Contrast Media, ACR committee on Drugs and Contrast Media



ASSURE MEDICAL LIMITED

香港九龍尖沙咀亞士厘道 21 號 2 樓 2/F, 21 Ashley, No. 21 Ashley Road, Tsim Sha Tsui, Kowloon, Hong Kong

 +852 3859 3900  +852 3565 1845  info@assuremedical.com.hk  www.assuremedical.com.hk